



Total Solution Provider in Saw Device

SA1090BP1

Wireless, Balanced RF SAW Filter

Revision 0: September 2007



- Electrical Characteristics
 - Package Dimensions
 - Testing Environment
 - Frequency Characteristics
-

SAWNICS Inc.

460 Cheonheung-ri, Seonggeo-eup, Cheonan-si, Chungcheongnam-do, 330-836 / Korea.
Tel: +82 41 550 9372 / Fax: +82 41 550 9399 / www.sawnics.com



Electrical Characteristics

Maximum Ratings

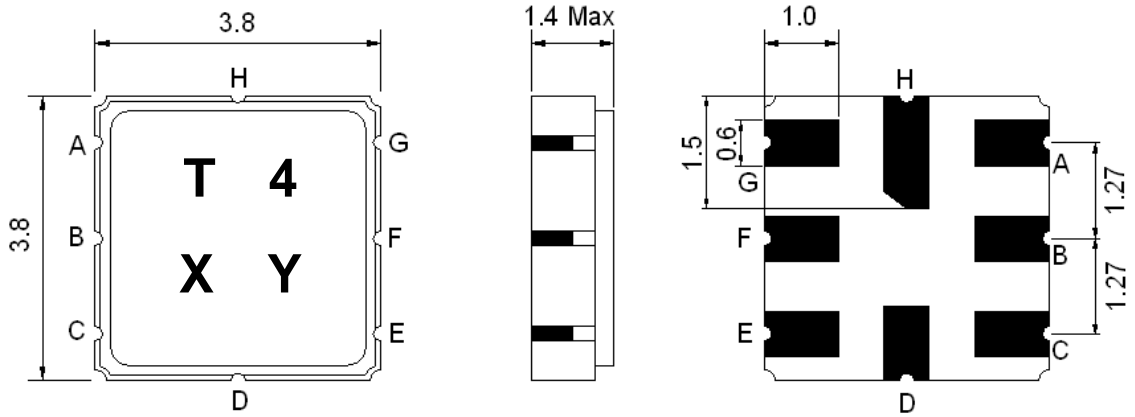
Parameters Description	Unit	Minimum	Typical	Maximum
Operating Temperature Range	°C	-45	-	+85
Storage Temperature Range	°C	-40	-	+85
Maximum DC Voltage	V	-	-	0
Maximum Input Power	dBm	-	-	0
Source Impedance (Balanced ended) ⁽¹⁾	Ω	-	50	-
Load Impedance (Balanced ended) ⁽¹⁾	Ω	-	50	-
Package type&size	P1			
Length x Width	mm ²	-	3.8 x3.8	-
Height	mm	-	-	1.4

Electrical Specification

Parameters Description	Unit	Minimum	Typical	Maximum
Center Frequency (Fo)	MHz	-	1090.0	-
Insertion Loss within 1084~1096MHz	dB	-	3.9	5.3
Amplitude Ripple within 1084~1096MHz	dB _{p-p}	-	0.6	1.5
Attenuation:				
500.0 ~ 924.0 MHz	dB	45	48	-
924.0 ~ 944.0 MHz	dB	45	50	-
944.0 ~ 1051.0 MHz	dB	40	47	-
1051.0 ~ 1061.0 MHz	dB	30	36	-
1170.0 ~ 2000.0 MHz	dB	40	43	-

Notes : (1) With Matching Network

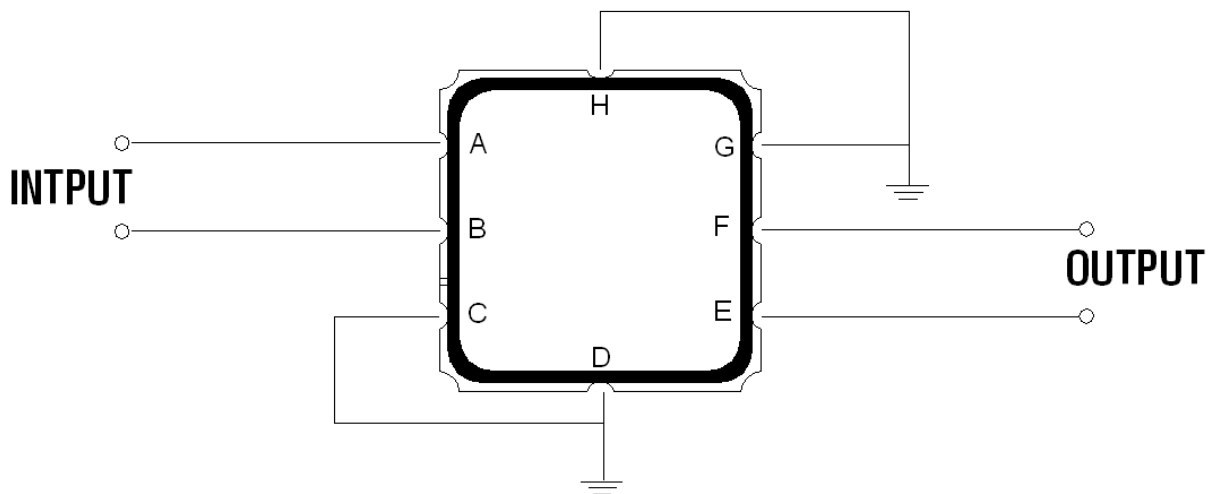
□ Package Dimensions



Marking Descriptions	
T	CA-TV Application
4	Series Number
X	Date Code(Year)
Y	Date Code(Month)

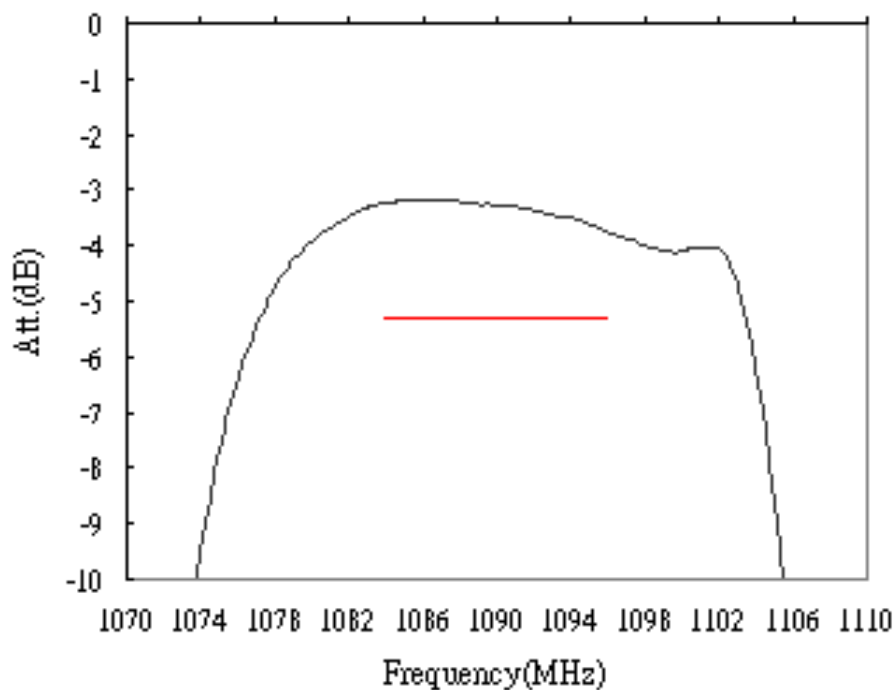
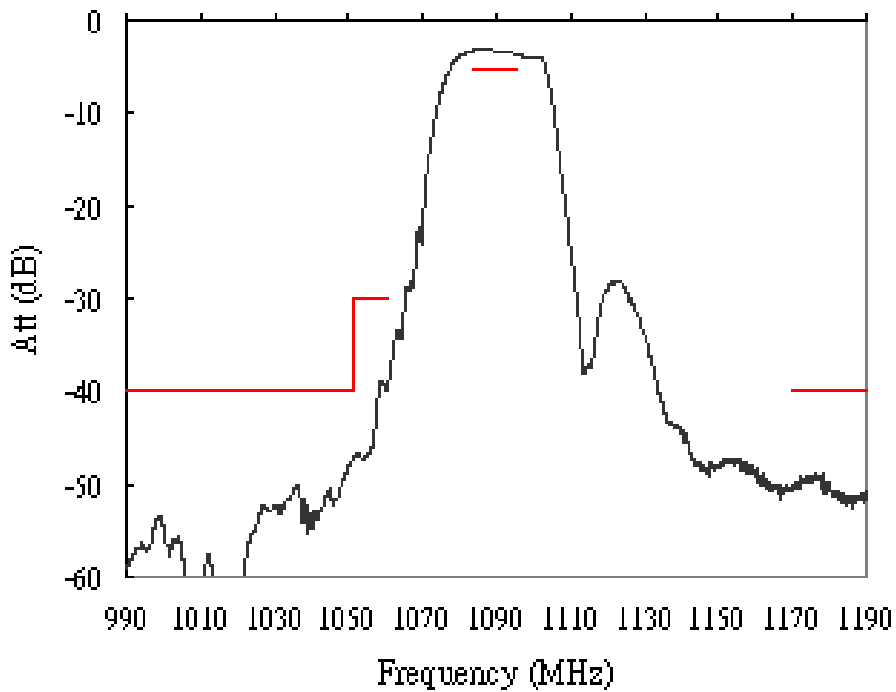
Pin Description	
C, D, G, H	Ground
A, B	In
E, F	Out

□ Testing Environment



□ Frequency Characteristics

Frequency Response





SA1090BP1

Wireless, Balanced RF SAW Filter

Wide Band

